



County of Dare, North Carolina

Adopted Capital Improvements Plan 2016 – 2020



**County of Dare, NC
Recommended Fiscal Year 2016 through Fiscal Year 2020 Capital
Improvements Plan**

Contents:

- **CIP – Net Project Amounts**
- **Capital Reserve Fund Projection with Recommended CIP**
- **CIP – Gross Project Amounts**
- **CIP – Operating Costs**
- **CIP By Function**
- **Capital Reserve Fund Balance Sensitivity Analysis**
- **CIP Project Summaries Including E911 CIP and Water CIP**
- **E911 CIP**
- **Water CIP**
- **Water Projects Summaries**

County of Dare, NC

Approved Projects for Capital Improvements Plan 2016 - 2020

Cells that differ from Gross Project Schedule

| # | Description | Source | Gross Project Amount | | Projects - Net Project Amounts | | | | | Comments |
|-----------------------|-------------------------------------|--------------------|----------------------|---------------------------------|--------------------------------|-------------|-------------|--------------|--------------|--|
| | | | | | 2016 | 2017 | 2018 | 2019 | 2020 | |
| 1 | Skatepark at Fessenden Center | Parks & Recreation | \$ 165,000 | Approved in prior CIP | \$ 165,000 | \$ - | \$ - | \$ - | \$ - | |
| 2 | Jail HVAC Rooftop HVAC Units #1 | Detention Center | \$ 310,500 | Approved in prior CIP | \$ - | \$ 310,500 | \$ - | \$ - | \$ - | |
| 3 | Voting Machines | Elections | \$ 233,460 | Approved in prior CIP | \$ - | \$ - | \$ 233,460 | \$ - | \$ - | |
| 4 | Power Abulance Stretchers | EMS | \$ 57,184 | Approved in prior CIP | \$ 57,184 | \$ - | \$ - | \$ - | \$ - | Completion of prior multiyear project |
| 5 | Recycling Roll-off Truck | Recycling | \$ 125,000 | Approved in prior CIP | | \$ 125,000 | \$ - | \$ - | \$ - | |
| 6 | Convert 15 vehicles to Propane | County Manager | \$ 125,000 | Approved in prior CIP | \$ 125,000 | \$ - | \$ - | \$ - | \$ - | |
| 7 | DHHS HVAC Systems | Building & Grounds | \$ 125,400 | Approved in prior CIP | \$ 125,400 | \$ - | \$ - | \$ - | \$ - | Completion of prior multiyear project |
| 8 | DC Schools Local Capital Outlay | DC Schools | \$ 2,912,000 | Approved in prior CIP | \$ 650,000 | \$ 650,000 | \$ 651,000 | \$ 496,000 | \$ 465,000 | |
| 9 | DC Schools CIP | DC Schools | \$ 5,258,100 | Partially approved in prior CIP | \$ 500,000 | \$ 900,000 | \$ 950,000 | \$ 1,938,100 | \$ 970,000 | |
| 10 | Property & Identification Building | Sheriff | \$ 1,500,000 | New request | \$ - | \$ - | \$ - | \$ - | \$ 1,500,000 | |
| 11 | Jail HVAC Rooftop HVAC Units #2 | Detention Center | \$ 78,000 | New request | \$ - | \$ - | \$ - | \$ - | \$ 78,000 | |
| 12 | DHHS Document Management System | DHHS | \$ 803,806 | New request | \$ 80,837 | \$ - | \$ - | \$ - | \$ - | ABC revenues & grants to offset all but \$80,837 |
| 13 | Jail Exterior Door Replacement | Detention Center | \$ 71,000 | New request | \$ 71,000 | \$ - | \$ - | \$ - | \$ - | |
| 14 | Data Switches Replacement | Information Tech | \$ 105,183 | New request | \$ 105,183 | \$ - | \$ - | \$ - | \$ - | Justice Center, DSS, Health & Detention Center |
| 15 | C&D Landfill Cell #6 | Public Works | \$ 1,200,000 | New request | \$ - | \$ - | \$ - | \$ 300,000 | \$ 400,000 | \$500,000 available from C&D Fund |
| 16 | B&G HVAC, DMV & Facilities | Public Works | \$ 116,500 | New request | \$ 116,500 | \$ - | \$ - | \$ - | \$ - | Added 104470 project |
| 17 | COA Campus Consolidation #1 | COA | \$ - | New request | \$ - | \$ - | \$ - | \$ - | \$ - | Not recommended |
| 18 | COA Campus Consolidation #2 | COA | \$ - | New request | \$ - | \$ - | \$ - | \$ - | \$ - | Not recommended |
| 19 | Boom Truck | Sanitation | \$ - | New request | \$ - | \$ - | \$ - | \$ - | \$ - | Not recommended |
| 9a | DCS CIP - CHSS Chiller as debt fy16 | DC Schools | \$ 630,000 | Staff/CIPC | \$ - | \$ 127,500 | \$ 122,750 | \$ 118,000 | \$ 113,250 | 7 year debt, project in FY16 w/ Buxton BN |
| 9b | DCS CIP - MHS Roof as debt fy18 | DC Schools | \$ 350,000 | Staff/CIPC | \$ - | \$ - | \$ - | \$ 94,250 | \$ 90,250 | 5 year debt, project in FY18 w/ BN |
| Totals by fiscal year | | | \$14,166,133 | | \$1,996,104 | \$2,113,000 | \$1,957,210 | \$2,946,350 | \$3,616,500 | |

New debt

Dare County Schools

| | Requested | Included | |
|---------|--------------|--------------|---|
| #8 LCO | \$ 2,812,000 | \$ 2,912,000 | added \$50,000 per adopted budget for FY 2016 and FY 2017 |
| #9 CIP | \$ 6,238,100 | \$ 5,258,100 | |
| #9a CIP | \$ - | \$ 630,000 | Financed for collateral for 2016 Buxton Beach Nourishment financing |
| #9b CIP | \$ - | \$ 350,000 | Financed as collateral for 2018 Beach Nourishment financing |
| | \$ 6,238,100 | \$ 6,238,100 | |

County of Dare
Capital Improvements Plan and Capital Reserve Fund
Fiscal Years 2016-2020

| | Actual | | | | | Estimated | Approved | | | | |
|--|---------------------|---------------------|---------------------|---------------------|---------------------|---------------------|---------------------|---------------------|---------------------|---------------------|---------------------|
| | 2010 | 2011 | 2012 | 2013 | 2014 | 2015 | 2016 | 2017 | 2018 | 2019 | 2020 |
| Beginning fund balance | \$ 2,939,031 | \$ 1,997,765 | \$ 766,453 | \$ 467,821 | \$ 73 | \$ 236,334 | \$ 797,769 | \$ 774,110 | \$ 921,085 | \$ 1,658,414 | \$ 1,723,190 |
| Sources of Funds: | | | | | | | | | | | |
| Net land transfer tax collections | \$ 4,358,404 | \$ 4,406,519 | \$ 4,690,292 | \$ 4,625,259 | \$ 5,052,745 | \$ 6,138,957 | \$ 5,890,736 | \$ 6,096,912 | \$ 6,340,788 | \$ 6,594,420 | \$ 6,858,197 |
| LT tax to County @ 65% | \$ 2,832,963 | \$ 2,864,191 | \$ 3,048,690 | \$ 3,006,418 | \$ 3,284,284 | \$ 3,990,322 | \$ 3,828,979 | \$ 3,962,993 | \$ 4,121,513 | \$ 4,286,373 | \$ 4,457,828 |
| Interest income | 79,650 | 21,630 | 5,524 | (363) | 1,867 | 5,000 | 11,967 | 15,482 | 23,027 | 49,752 | 51,696 |
| Other sources - E911 fund balance | | | 619,172 | | | | | | | | |
| General Fund operating budget | | | | | 179,402 | | | | | | |
| Other sources unused funds from prior projects/land sale | 96,699 | 164,776 | 467,632 | | | | | | | | |
| Total sources | \$ 3,009,312 | \$ 3,050,597 | \$ 4,141,018 | \$ 3,006,055 | \$ 3,465,553 | \$ 3,995,322 | \$ 3,840,945 | \$ 3,978,475 | \$ 4,144,540 | \$ 4,336,125 | \$ 4,509,524 |
| Uses of Funds: | | | | | | | | | | | |
| <i>From actions outside the CIP:</i> | | | | | | | | | | | |
| Land payment to DCAA for CSI | 140,640 | 140,600 | - | - | - | - | - | - | - | - | - |
| ABC land swap - S2006 GO bond payment | 50,000 | 45,000 | 40,000 | - | - | - | - | - | - | - | - |
| <i>From prior capital improvement plans</i> | | | | | | | | | | | |
| 2000 - debt service for S1993 & S2003 GO bonds (Schools) | 225,000 | 200,000 | 175,000 | - | - | - | - | - | - | - | - |
| 2000 - debt service for S1998 COPs (Health & DSS) | 150,000 | 125,000 | 100,000 | 100,000 | - | - | - | - | - | - | - |
| 2002 - debt service for S2002 COPs (Schools & SWTS) | 350,000 | 325,000 | 300,000 | 195,300 | 225,000 | 206,500 | 225,000 | 200,000 | - | - | - |
| 2007 - debt service for S2007 COPs (Admin, HSO & KH land) | 956,358 | 919,958 | 875,000 | 875,000 | 800,000 | 668,500 | 593,500 | 518,500 | 500,000 | 475,000 | 450,000 |
| 2008 - paygo cash projects | | | | | | | | | | | |
| 2008 - debt service for S2008 IF (COA, RISC & land) | 998,580 | 974,151 | 949,000 | 945,000 | 875,000 | 825,000 | 800,000 | 775,000 | 750,000 | 700,000 | 650,000 |
| 2010 - paygo cash projects | 330,000 | | | | | | | | | | |
| 2010 - 800 megahertz emergency communications system | 750,000 | | | | | | | | | | |
| 2011 - paygo cash projects | | 1,552,200 | | | | | | | | | |
| 2012 - paygo cash projects | | | 2,000,650 | | | | | | | | |
| 2013 - CIP - paygo cash projects | | | | 1,358,503 | | | | | | | |
| 2013 - CIP - debt service for S2013C LOBs (helicopter & EMS) | | | | | 300,000 | 275,000 | 250,000 | 225,000 | 200,000 | 150,000 | 100,000 |
| 2014 - CIP - debt service for various equipment | | | | | 56,770 | | | | | | |
| 2014 - CIP - paygo cash projects | | | | | 972,522 | | | | | | |
| 2015 - CIP - paygo cash projects | | | | | | 1,458,888 | | | | | |
| 2016 - CIP Recommended - net project amounts | | | | | | | 1,996,104 | 2,113,000 | 1,957,210 | 2,946,350 | 3,616,500 |
| Total uses | \$ 3,950,578 | \$ 4,281,909 | \$ 4,439,650 | \$ 3,473,803 | \$ 3,229,292 | \$ 3,433,888 | \$ 3,864,604 | \$ 3,831,500 | \$ 3,407,210 | \$ 4,271,350 | \$ 4,816,500 |
| Net increase/(decrease) for the year | (941,266) | (1,231,312) | (298,632) | (467,748) | 236,261 | 561,434 | (23,659) | 146,975 | 737,330 | 64,775 | (306,976) |
| Ending fund balance | \$1,997,765 | \$766,453 | \$467,821 | \$73 | \$236,334 | \$797,769 | \$774,110 | \$921,085 | \$1,658,414 | \$1,723,190 | \$1,416,213 |

591087

591088

591083

591082

591085

591081

591089

591082

County of Dare, NC

Approved Projects for Capital Improvements Plan 2016 - 2020

Cells that differ from Net Project Schedule

| # | Description | Source | Gross Project Amount | | Projects - Gross Project Amounts | | | | | Comments |
|-----------------------|---------------------------------------|--------------------|----------------------|---------------------------------|----------------------------------|-------------|-------------|--------------|--------------|--|
| | | | | | 2016 | 2017 | 2018 | 2019 | 2020 | |
| 1 | Skatepark at Fessenden Center | Parks & Recreation | \$165,000 | Approved in prior CIP | \$ 165,000 | | | | | |
| 2 | Jail HVAC Rooftop HVAC Units #1 | Detention Center | \$310,500 | Approved in prior CIP | | \$ 310,500 | | | | |
| 3 | Voting Machines | Elections | \$233,460 | Approved in prior CIP | | | \$ 233,460 | | | |
| 4 | Power Abulance Stretchers | EMS | \$57,184 | Approved in prior CIP | \$ 57,184 | | | | | Completion of prior multiyear project |
| 5 | Recycling Roll-off Truck | Recycling | \$125,000 | Approved in prior CIP | | \$ 125,000 | | | | |
| 6 | Convert 15 vehicles to Propane | County Manager | \$125,000 | Approved in prior CIP | \$ 125,000 | | | | | |
| 7 | DHHS HVAC Systems | Building & Grounds | \$125,400 | Approved in prior CIP | \$ 125,400 | | | | | Completion of prior multiyear project |
| 8 | DC Schools Local Capital Outlay | DC Schools | \$2,912,000 | Approved in prior CIP | \$ 650,000 | \$ 650,000 | \$ 651,000 | \$ 496,000 | \$ 465,000 | |
| 9 | DC Schools CIP | DC Schools | \$5,258,100 | Partially approved in prior CIP | \$ 500,000 | \$ 900,000 | \$ 950,000 | \$ 1,938,100 | \$ 970,000 | |
| 10 | Property & Identification Building | Sheriff | \$1,500,000 | New request | | | | | \$ 1,500,000 | |
| 11 | Jail HVAC Rooftop HVAC Units #2 | Detention Center | \$78,000 | New request | | | | | \$ 78,000 | |
| 12 | DHHS Document Management System | DHHS | \$803,806 | New request | \$ 352,360 | \$ 107,904 | \$ 111,158 | \$ 114,514 | \$ 117,870 | ABC revenues & grants to offset all but \$80,837 |
| 13 | Jail Exterior Door Replacement | Detention Center | \$71,000 | New request | \$ 71,000 | | | | | |
| 14 | Data Switches Replacement | Information Tech | \$105,183 | New request | \$ 105,183 | | | | | Justice Center, DSS, Health & Detention Center |
| 15 | C&D Landfill Cell #6 | Public Works | \$1,200,000 | New request | | | \$ 200,000 | \$ 500,000 | \$ 500,000 | \$500,000 available from C&D Fund |
| 16 | B&G HVAC, DMV, & Facilities | Public Works | \$116,500 | New request | \$ 116,500 | | | | | For department 104737 |
| 17 | COA Campus Consolidation #1 | COA | \$0 | New request | | | | | | Not recommended (\$7,000,000) |
| 18 | COA Campus Consolidation #2 | COA | \$0 | New request | | | | | | Not recommended (\$7,000,000) |
| 19 | Boom Truck | Sanitation | \$0 | New request | | | | | | Not recommended (\$219,000) |
| 9a | DC Schools CIP - CHSS Chiller as debt | DC Schools | \$630,000 | Partially approved in prior CIP | \$ 630,000 | | | | | See #9 |
| 9b | DC Schools CIP - MHS Roof as debt | DC Schools | \$350,000 | Partially approved in prior CIP | | | \$ 350,000 | | | See #9 |
| Totals by fiscal year | | | \$14,166,133 | | \$2,897,627 | \$2,093,404 | \$2,495,618 | \$3,048,614 | \$3,630,870 | |

New debt

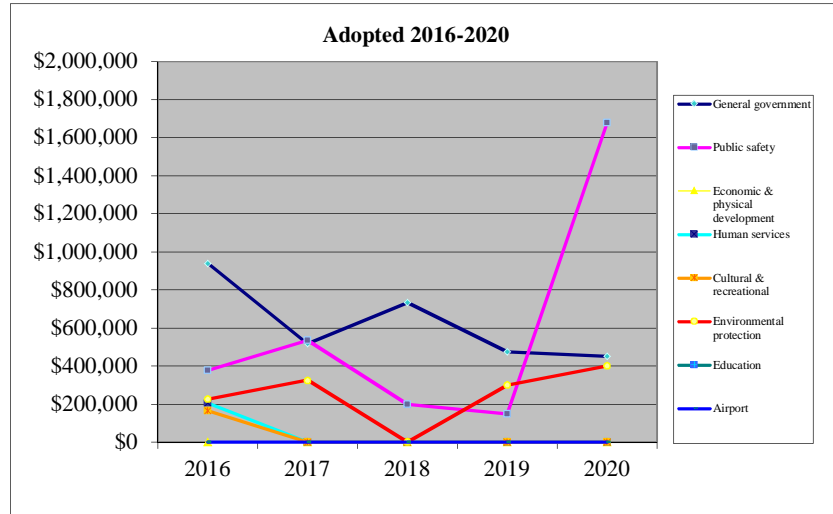
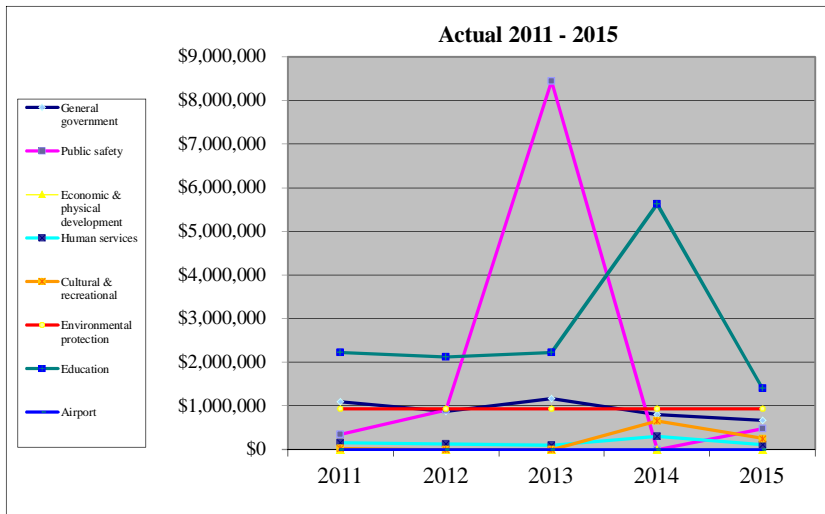
County of Dare, NC

Approved Projects for Capital Improvements Plan 2016 - 2020

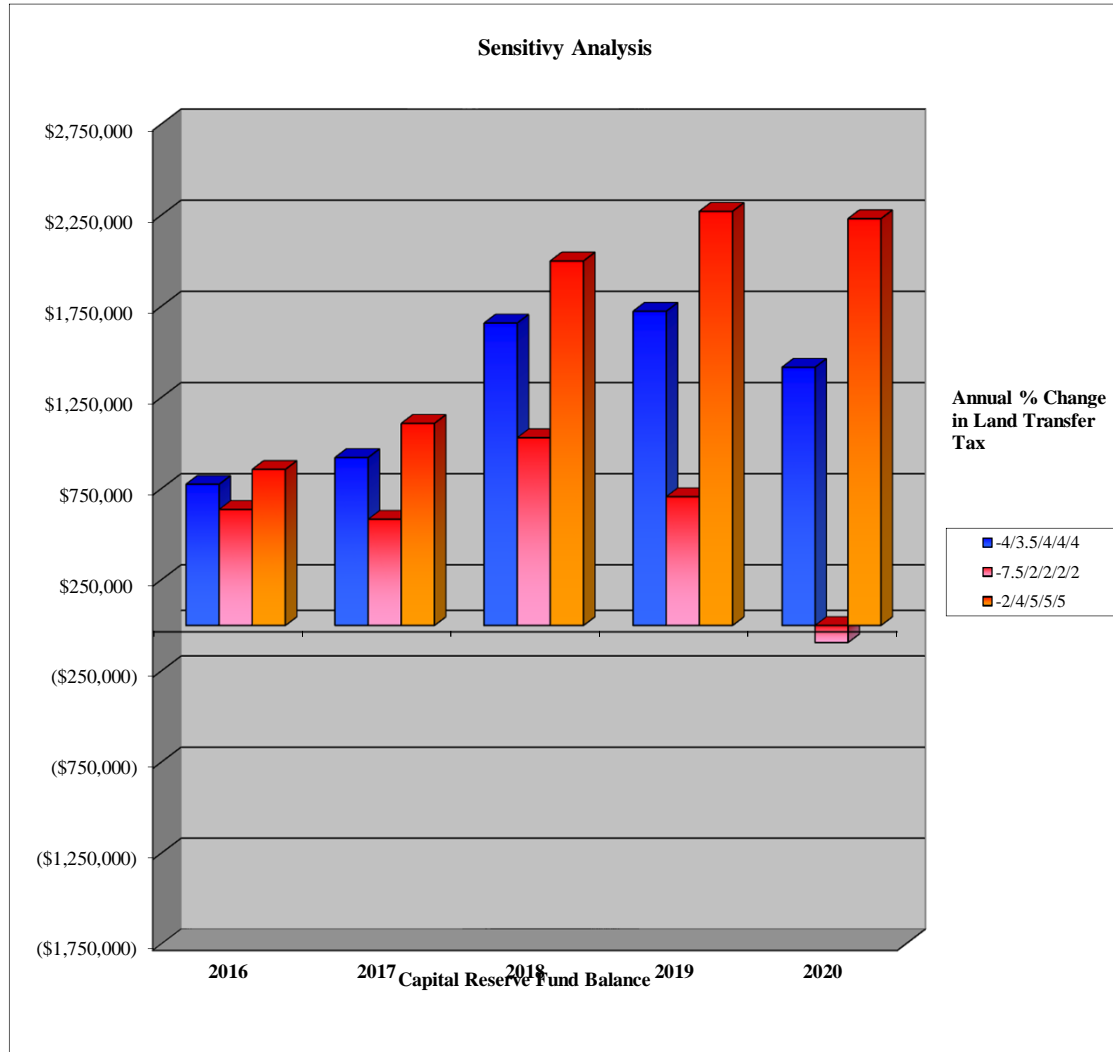
| # | Description | Source | Gross Project Amount | | Operating Costs | | | | |
|-----------------------|---------------------------------------|--------------------|----------------------|---------------------------------|-----------------|------|------|---------|----------|
| | | | | | 2016 | 2017 | 2018 | 2019 | 2020 |
| 1 | Skatepark at Fessenden Center | Parks & Recreation | \$ 165,000 | Approved in prior CIP | | | | | |
| 2 | Jail HVAC Rooftop HVAC Units #1 | Detention Center | \$ 310,500 | Approved in prior CIP | | | | | |
| 3 | Voting Machines | Elections | \$ 233,460 | Approved in prior CIP | \$0 | \$0 | \$0 | \$2,500 | \$2,500 |
| 4 | Power Abulance Stretchers | EMS | \$ 57,184 | Approved in prior CIP | | | | | |
| 5 | Recycling Roll-off Truck | Recycling | \$ 125,000 | Approved in prior CIP | | | | | |
| 6 | Convert 15 vehicles to Propane | County Manager | \$ 125,000 | Approved in prior CIP | | | | | |
| 7 | DHHS HVAC Systems | Building & Grounds | \$ 125,400 | Approved in prior CIP | | | | | |
| 8 | DC Schools Local Capital Outlay | DC Schools | \$ 2,912,000 | Approved in prior CIP | | | | | |
| 9 | DC Schools CIP | DC Schools | \$ 5,258,100 | Partially approved in prior CIP | | | | | |
| 10 | Property & Identification Building | Sheriff | \$ 1,500,000 | New request | \$0 | \$0 | \$0 | \$0 | \$25,000 |
| 11 | Jail HVAC Rooftop HVAC Units #2 | Detention Center | \$ 78,000 | New request | | | | | |
| 12 | DHHS Document Management System | DHHS | \$ 803,806 | New request | | | | | |
| 13 | Jail Exterior Door Replacement | Detention Center | \$ 71,000 | New request | | | | | |
| 14 | Data Switches Replacement | Information Tech | \$ 105,183 | New request | | | | | |
| 15 | C&D Landfill Cell #6 | Public Works | \$ 1,200,000 | New request | | | | | |
| 16 | B&G HVAC, DMV, & Facilities | Public Works | \$ 116,500 | New request | | | | | |
| 17 | COA Campus Consolidation #1 | COA | \$ - | New request | | | | | |
| 18 | COA Campus Consolidation #2 | COA | \$ - | New request | | | | | |
| 19 | Boom Truck | Sanitation | \$ - | New request | | | | | |
| 9a | DC Schools CIP - CHSS Chiller as debt | DC Schools | \$ 630,000 | Partially approved in prior CIP | | | | | |
| 9b | DC Schools CIP - MHS Roof as debt | DC Schools | \$ 350,000 | Partially approved in prior CIP | | | | | |
| Totals by fiscal year | | | \$14,166,133 | | \$0 | \$0 | \$0 | \$2,500 | \$27,500 |

Dare County, NC
Capital Improvements Plan by Function
Cash Flow Basis

| | Actual | | | | | Approved | | | | |
|---------------------------------|---------------------|---------------------|----------------------|---------------------|---------------------|---------------------|---------------------|---------------------|---------------------|---------------------|
| | 2011 | 2012 | 2013 | 2014 | 2015 | 2016 | 2017 | 2018 | 2019 | 2020 |
| General government | \$1,093,158 | \$875,000 | \$1,161,653 | \$800,000 | \$668,500 | \$940,183 | \$518,500 | \$733,460 | \$475,000 | \$450,000 |
| Public safety | \$350,000 | \$900,650 | \$8,444,801 | \$0 | \$481,888 | \$378,184 | \$535,000 | \$200,000 | \$150,000 | \$1,678,000 |
| Economic & physical development | \$0 | \$0 | \$0 | \$0 | \$0 | \$0 | \$0 | \$0 | \$0 | \$0 |
| Human services | \$150,000 | \$125,000 | \$100,000 | \$302,000 | \$110,000 | \$206,237 | \$0 | \$0 | \$0 | \$0 |
| Cultural & recreational | \$25,000 | \$0 | \$0 | \$650,000 | \$250,000 | \$165,000 | \$0 | \$0 | \$0 | \$0 |
| Environmental protection | \$928,560 | \$928,561 | \$928,562 | \$928,563 | \$928,564 | \$225,000 | \$325,000 | \$0 | \$300,000 | \$400,000 |
| Education | \$2,227,580 | \$2,124,151 | \$2,224,000 | \$5,629,522 | \$1,400,000 | \$2,580,000 | \$2,325,000 | \$2,701,000 | \$3,134,100 | \$2,085,000 |
| Airport | \$0 | \$0 | \$0 | \$0 | \$0 | \$0 | \$0 | \$0 | \$0 | \$0 |
| Totals | \$ 4,776,309 | \$ 4,955,374 | \$ 12,861,029 | \$ 8,312,099 | \$ 3,840,967 | \$ 4,494,604 | \$ 3,703,500 | \$ 3,634,460 | \$ 4,059,100 | \$ 4,613,000 |



Capital Reserve Fund
Fund Balance - Sensitivity Analysis to Revenue Growth Rates
Adopted CIP FY 2016 - FY 2020



County of Dare, NC
Fiscal Year 2016 through Fiscal Year 2020 Capital Improvements Plan
Approved Projects

Fiscal Year 2016 Projects

Project #1: Skate Park at Fessenden Center
Cost Estimate: \$165,000
Cost Estimate Status: Department estimate based upon cost of the Manteo Skate Park
Funding Source: Cash – Capital Reserve Fund
Prior CIP: Approved project since 2009
Description/Comments: Skate Park based upon available land space

Project #4: Power Ambulance Stretchers
Cost Estimate: \$57,184
(\$42,888 was provided in FY 2015)
Cost Estimate Status: Department estimate
Funding Source: Cash – Capital Reserve Fund
Prior CIP: Approved project since 2008
Description/Comments: Units help prevent lifting injuries and reduce workers compensation claims. EMS has 13 power stretchers for 17 ambulances. This project will provide the final 4 units in FY 2016 to complete the project.

Project #6: Convert ~20 Vehicles to Propane
Cost Estimate: \$125,000
Cost Estimate Status: Department estimate
Funding Source: Cash – Capital Reserve Fund
Prior CIP: Approved project since 2013
Description/Comments: Conversion of ~20 vehicles to enable them to run on gasoline or propane. At a savings of ~\$1 per gallon, payback would occur within 2 to 3 years, depending upon annual mileage. The installed equipment is transferable to new vehicles.

Project #7: Health & DSS HVAC Systems
Cost Estimate: \$125,400
(\$110,000 was provided in FY 2015)
Cost Estimate Status: Building & Grounds estimate based upon contractor input

Funding Source: Cash – Capital Reserve Fund
Prior CIP: Approved project since 2014
Description/Comments: Replacement of chiller system was done in FY 2015. Replacement of boilers and HVAC air handler control units to be done in FY 2016.

Project #8: Education – Recurring Local Capital Outlay
Recommended: \$2,912,000 over five years
(\$650,000 FY 2016, \$650,000 FY 2017, \$651,000 FY 2018, \$496,000 FY 2019 and \$465,000 in FY 2019)
Requested: \$2,812,000.
Recommended amount is \$50,000 higher in FY 2016 and \$50,000 higher in FY 2017 due to General Fund FY 2016 budget adoption.

Cost Estimate Status: Amount only
Funding Source: Cash – Capital Reserve Fund
Description/Comments: Use of Capital Reserve Fund and Land Transfer Tax to supplement the amount appropriated in the General Fund for Local Capital Outlay (\$200,000 for FY 2016 and \$200,000 planned for FY 2017, both normally \$250,000).

Projects #9, 9a & 9b: Education – Board of Education Capital Improvements Plan
Recommended: \$6,238,100 over five years
(\$1,130,000 in FY 2016, \$900,000 in FY 2017, \$1,300,000 in FY 2018, \$1,938,100 FY 2019 and \$970,000 in FY 2020)
Requested: \$6,238,100
Cost Estimate Status: Amount only
Funding Source: #9 Cash – Capital Reserve Fund, #9a Debt, and #9b Debt
Description/Comments: Amount included was evaluated with other projects, with the amount of funds available, and with a target ending fund balance in the Capital Reserve Fund. The Dare County Schools requested CIP is included in the document.

Project #9a: \$630,000 chiller replacement at Cape Hatteras Secondary School. Project to be funded by 7 year debt issued in the spring of 2016 to serve as collateral for this project and for the 2016 Buxton beach nourishment financing, under the Series 2013 LOBs indenture.

Project #9a: \$350,000 roof replacement at Manteo High School. Project to be funded by 5 year debt issued in the spring of 2018 to serve as collateral for this project and for the 2018 Beach Nourishment Fund financing for the fund's contribution

toward Nags Head maintenance project, under the Series 2013 LOBs indenture.

Project #12: Social Services Document Management System
Cost Estimate: \$803,806 over five years
\$80,837 net cost to CIP in FY 2016 with all other costs covered by restricted ABC Funds (Restricted ABC Special Revenue Fund #23) and DSS grants
Cost Estimate Status: Department estimate
Funding Source: Cash – Capital Reserve Fund
Prior CIP: New project
Description/Comments: Document management system for Child Protective Services, Adult Protective Services, Prevention Services, and Day Care Services

Project #13: Exterior Door Replacement – Detention Center
Cost Estimate: \$71,000
Cost Estimate Status: Department estimate
Prior CIP: New project
Description/Comments: Replacement of exterior doors and frames original to the 1992 building. Rust and deterioration is beyond repair and requires replacement.

Project #14: Replacement of Data Switches – Information Technology
Cost Estimate: \$105,183
Cost Estimate Status: Department estimate
Funding Source: Cash – Capital Reserve Fund
Prior CIP: New project
Description/Comments: Replacement of ~13 year old data switches at the Justice Center, the Health Department, the Detention Center, and at Social Services. Switches will increase internal bandwidth and network performance.

Project #16: Various Building & Grounds Projects
Cost Estimate: \$116,500
Cost Estimate Status: Department estimate
Funding Source: Cash – Capital Reserve Fund
Prior CIP: New project
Description/Comments: Replacement of HVAC systems at the Fessenden Center and at the Manteo Library. Remediate and seal exteriors of Health and Social Services Buildings. Repair and repave parking lot at Extension and Probation offices.

Fiscal Year 2017 Projects

Project #2: Rooftop HVAC Unit Replacement – Detention Center
Cost Estimate: \$310,500
Cost Estimate Status: Department estimate
Prior CIP: Approved project since 2013
Description/Comments: Replacement of 11 rooftop HVAC units (#2 - #10, #12 & #13)

Project #5: Recycling Roll-off Truck
Cost Estimate: \$125,000
Cost Estimate Status: Department estimate
Funding Source: Cash – Capital Reserve Fund
Prior CIP: Approved project since 2013
Description/Comments: Replacement of vehicle #599, a 2002 Mack truck

Fiscal Year 2018 Projects

Project #3: New Voting Machines
Cost Estimate: \$233,460
Cost Estimate Status: Department estimate based upon vendor quote
Funding Source: Cash – Capital Reserve Fund
Prior CIP: Approved project since 2015
Description/Comments: Unfunded State mandate per NCGS 163-165.7 that forbids the use of previously State approved direct record electronic voting machines and requires the use of voting systems that create a paper ballot only by 1/1/2018.

Project #15: C&D Landfill Cell #6
Cost Estimate: \$1,200,000
Cost Estimate Status: Department estimate based upon cost of prior cells and engineer's input
Funding Source: \$700,000 cash from Capital Reserve Fund (\$300,000 in FY 2019 and \$400,000 in FY 2020) and \$500,000 cash from fund balance from the C&D Fund (\$200,000 in FY 2018, \$200,000 in FY 2019 and \$100,000 in FY 2020)
Prior CIP: New project
Description/Comments: Cell #4 is estimated to be full in late 2016. Cell #5 is expected to start construction August of 2015 and is estimated to last until 6/30/2020.

Fiscal Year 2019 Projects

None

Fiscal Year 2020 Projects

Project #10: Sheriff Property & Identification Building
Cost Estimate: \$1,500,000
Cost Estimate Status: Department estimate with architect input revised by RECC/EOC architects
Funding Source: Cash – Capital Reserve Fund
Prior CIP: New project
Description/Comments: 3,500 to 4,000 square foot building requested for FY 2018 at \$977,258. The project was requested as metal building to be located beside the sally port at the Detention Center to house a property & evidence room, a garage for processing vehicles, a crime lab for processing latent fingerprints, and office space.

CIPC & staff recommend delaying the building until 2020, locating the building on the RECC/EOC site, and construction not as a metal building. Allowing future space for the building will increase site work at the RECC/EOC by ~\$50,000 per the RECC/EOC architects.

Project #11: Rooftop HVAC Unit Replacement – Detention Center
Cost Estimate: \$78,000
Cost Estimate Status: Department estimate
Prior CIP: New Project
Description/Comments: Replacement of rooftop HVAC units #1 & #11

Projects Not Approved

Project #17: Consolidation of Campuses – Building #1 - COA
Cost Estimate: \$7,000,000
Cost Estimate Status: Cost estimate prepared by COA architects
Prior CIP: New project requested for FY 2016
Description/Comments: A 20,000 to 25,000 building to include campus administration, student center, library, science labs, distance education center, classrooms, and student lounge.

Building at Roanoke Island Campus & to shut down the Russell Twiford site.

Project #18: Consolidation of Campuses – Building #2 - COA
Cost Estimate: \$7,000,000
Cost Estimate Status: Cost estimate prepared by COA architects
Prior CIP: New project requested for FY 2020
Description/Comments: A 20,000 to 25,000 building to include general and multipurpose classrooms.

Project #19: Boom Truck – Sanitation/Public Works
Cost Estimate: \$219,000
Cost Estimate Status: Department estimate
Prior CIP: New project requested for FY 2016
Description/Comments: Boom truck to use for storm debris and large item pick-up.

E911 Capital Improvements Plan

The E911 recommended CIP calls for replacement of equipment ranging from \$6,038 per year to \$52,805 per year.

The CIP includes operating results (additions and decreases) and shows actual and projected beginning and ending fund balances.

The fund balance is projected to be \$200,000 at the end of FY 2020.

CIP projects include replacement of UPS batteries, CAD workstation replacement, chair replacements, headset replacements and server replacements.

Water Fund Capital Improvements Plan

The Water Fund recommended CIP for 2016 through 2021 is the same as the adopted FY 2015 Water CIP, except for the order of some of the elevated tank maintenance and painting projects. All projects in the Water CIP are cash funded with no planned new debt issuance. A project summary is included in the CIP document.

Major projects included are the completion of the Skyco WTP nanofiltration project in FY 2017; replacement of the Buxton elevated storage tank in FY 2019; and replacement of RO trains #1 through #3 at the North R.O. Plant in FY 2020 and FY 2021.

**Dare County E911
 Adopted Capital Improvements Plan & Operating Funds
 FY 2016-2020**

| | Actual | | | | | Estimated | Recommended CIP | | | | |
|---|-------------|-------------|-------------|-----------|-----------|-----------|-----------------|-----------|-----------|-----------|-----------|
| | 2010 | 2011 | 2012 | 2013 | 2014 | 2015 | 2016 | 2017 | 2018 | 2019 | 2020 |
| Beginning fund balance | \$1,176,896 | \$1,326,034 | \$1,621,580 | \$912,991 | \$852,267 | \$813,031 | \$763,031 | \$673,719 | \$557,395 | \$419,590 | \$327,670 |
| Operating: | | | | | | | | | | | |
| Funds added | 149,138 | 295,546 | 0 | 0 | 0 | 0 | 0 | 0 | 0 | 0 | 0 |
| Funds used/operating deficits | 0 | 0 | (708,589) | (60,724) | (39,236) | (50,000) | (83,274) | (85,000) | (85,000) | (85,000) | (85,000) |
| Available fund balance | 1,326,034 | 1,621,580 | 912,991 | 852,267 | 813,031 | 763,031 | 679,757 | 588,719 | 472,395 | 334,590 | 242,670 |
| CIP Uses: | | | | | | | | | | | |
| CAD workstation replacement | | | | | | | | 20,000 | | | 22,500 |
| UPS (A) battery replacement | | | | | | | | 5,574 | | | 5,950 |
| UPS (B) battery replacement | | | | | | | | | 7,476 | | |
| UPS © battery replacement | | | | | | | 1,336 | | | 1,380 | |
| CAD backup tape replacement | | | | | | | | 785 | | | 800 |
| Phone recorder backup tapes replacement | | | | | | | | | | 204 | |
| High endurance chair replacements | | | | | | | 2,963 | 3,053 | 3,152 | 3,249 | 3,369 |
| 911 headset replacements | | | | | | | 1,739 | 1,912 | 2,027 | 2,087 | 2,137 |
| Server replacement | | | | | | | | | 35,650 | | |
| Pro QA upgrade | | | | | | | | | 4,500 | | |
| Total CIP uses | | | | | | | 6,038 | 31,324 | 52,805 | 6,920 | 34,756 |
| Ending fund balance | \$1,326,034 | \$1,621,580 | \$912,991 | \$852,267 | \$813,031 | \$763,031 | \$673,719 | \$557,395 | \$419,590 | \$327,670 | \$207,914 |

County of Dare, NC
Water Fund
Approved Capital Improvements Plan for FY's 2016-2022

| # | Description | Source | Gross Project Amount | Fiscal Year Recommended | 2016 | 2017 | 2018 | 2019 | 2020 | 2021 | 2022 |
|-------------------------|------------------------------|--------|----------------------|-------------------------|------------------|--------------------|------------------|------------------|--------------------|--------------------|------------------|
| Funds available: | | | | | | | | | | | |
| | Water Fund Capital Outlay | | | | \$120,000 | \$120,000 | \$140,000 | \$150,000 | \$150,000 | \$110,000 | \$140,000 |
| | Extension & Replacement Fund | | | | | 2,300,000 | 150,000 | 800,000 | 2,250,000 | 2,250,000 | |
| | Totals | | | | \$120,000 | \$2,420,000 | \$290,000 | \$950,000 | \$2,400,000 | \$2,360,000 | \$140,000 |

| Projects: | | | | | | | | | | | |
|------------------|--|------------|--------------------|-----------|------------------|--------------------|------------------|------------------|--------------------|--------------------|------------------|
| 1 | Colington & Skyco Water Tower Painting & Maintenance | North Dist | \$245,000 | 2016 | 120,000 | | | | | | |
| 2 | RWS Water Tower Painting & Maintenance | South Dist | \$120,000 | 2017 | | 120,000 | | | | | |
| 3 | Skyco Membrane Treatment Facility Construction Phase III | Skyco WTP | \$2,000,000 | 2017 | | 2,000,000 | | | | | |
| 4 | NRO Arsenic Media Replacement | NRO WTP | \$300,000 | 2017 | | 300,000 | | | | | |
| 5 | Avon Water Tower Painting & Maintenance | South Dist | \$140,000 | 2018 | | | 140,000 | | | | |
| 6 | RWS RO Units #1 & #2 Membrane Replacement | RWS WTP | \$150,000 | 2018 | | | 150,000 | | | | |
| 7 | Southern Shores Water Tower Painting & Maintenance | North Dist | \$150,000 | 2019 | | | | 150,000 | | | |
| 8 | Buxton 110k Elevated Tank Replacement | South Dist | \$800,000 | 2019 | | | | 800,000 | | | |
| 9 | NRO Plant Replacement of Units #1-3 Phase I/Phase II | NRO WTP | \$4,500,000 | 2020/2021 | | | | | 2,250,000 | 2,250,000 | |
| 10 | Skyco Elevated Tower Painting & Maintenance | North Dist | \$110,000 | 2020 | | | | | 150,000 | | |
| 11 | Stumpy Point Elevated Tower Painting & Maintenance | North Dist | | | | | | | | 110,000 | |
| 12 | Buxton 400k Tank Painting & Maintenance | South Dist | \$140,000 | 2021 | | | | | | | 140,000 |
| | Total expenditures | | \$8,655,000 | | \$120,000 | \$2,420,000 | \$290,000 | \$950,000 | \$2,400,000 | \$2,360,000 | \$140,000 |

| | 2012 | 2013 | 2014 | 2015 | 2016 | 2017 | 2018 | 2019 | 2020 | 2021 | 2022 |
|---|--------------|--------------|--------------|--------------|--------------|--------------|--------------|--------------|--------------|--------------|--------------|
| Actual/Projected Ending E&R Balance | \$ 6,918,113 | \$ 9,655,649 | \$10,925,836 | \$10,037,150 | \$11,133,270 | \$ 9,920,728 | \$10,839,844 | \$11,084,176 | \$ 9,879,508 | \$ 8,675,840 | \$ 9,862,172 |
| Actual/Projected Total Fund Balances (Restricted, E&R and Surplus) | \$12,785,735 | \$15,885,744 | \$18,384,966 | \$17,496,280 | \$18,592,399 | \$17,379,858 | \$18,298,973 | \$18,543,305 | \$17,338,637 | \$16,134,969 | \$17,296,302 |
| Actual/Projected Revenue Bond Coverage per Rate Model | 1.63 | 1.38 | 1.59 | 1.64 | 1.64 | 1.64 | 1.63 | | | | |
| Actual/Projected Revenue Bond Coverage w/20% of Surplus per Rate Mo | 2.54 | 2.49 | 2.88 | 2.57 | 2.62 | 2.61 | 2.59 | | | | |

County of Dare, NC
Water System Projects
Fiscal Year 2016 through Fiscal Year 2022 Capital Improvements Plan
Project Descriptions

Fiscal Year 2015-2016 Projects

Project #1: Colington Water Tower Repairs and Skyco – Roanoke Island Tank Maintenance
Cost Estimate: \$120,000
Fiscal Year: 2016
Description/Comments: Replacement of Colington Water Tower 16-inch standpipe that has corroded from the inside out. The new pipe will be supplied with additional grounding as a preventative measure. The Roanoke Island and Skyco elevated tanks will also be cleaned of exterior mold growth to prolong coating life.

Fiscal Year 2016-2017 Projects

Project #2: RWS Water Tower Painting Maintenance
Cost Estimate: \$120,000
Fiscal Year: 2017
Description/Comments: Engineering services and exterior painting and maintenance of elevated water storage “spheroid” style tank.

Project #3: Skyco Membrane Treatment Facility Construction (Phase 3)
Cost Estimate: \$2,000,000.00
Fiscal Year: 2017
Description/Comments: Utilize Design-Build Construction approach to secure proposals from qualified design-build contractors to begin final design and begin construction of 2.0 MGD nanofiltration facility adjacent to the Skyco Water Treatment Plant. Phase 3 would entail purchase and installation of nanofiltration treatment and process equipment for a scheduled plant start up in November 2016 .

Project #4: NRO Arsenic Media Replacement
Cost Estimate: \$300,000
Fiscal Year: 2017
Description/Comments: Replacement of spent first bank arsenic filter media. The media has been in service since 2005. Second bank of original media still in service.

Fiscal Year 2017- 2018 Projects

Project #5: Avon Water Tower Painting Maintenance
Cost Estimate: \$140,000
Fiscal Year: 2018
Description/Comments: Engineering services and exterior painting and maintenance of spheroid style elevated storage tank.

Project #6: RWS RO Units 1 & 2 Membrane Replacement
Cost Estimate: \$150,000
Fiscal Year: 2018
Description/Comments: Replace a quantity of 255 (8-inch) membranes on RO Units 1 & 2. Membranes have been in service since 2008.

Fiscal Year 2018- 2019 Projects

Project #7: Southern Shores Water Tower Painting Maintenance
Cost Estimate: \$150,000
Fiscal Year: 2019
Description/Comments: Engineering Services and exterior painting and maintenance of elevated storage “legged” style tank.

Project #8: Buxton 100K Elevated Tank Replacement
Cost Estimate: \$800,000
Fiscal Year: 2019
Description/Comments: Engineering Design and Construction of Buxton 100K spheroid tank to replace 100K legged style tank constructed in 1968.

Fiscal Year 2019- 2020 Projects

Project #9: NRO Plant Expansion (RO Units 1, 2, 3 Upgrade (Phase 1)
Cost Estimate: \$2,250,000
Fiscal Year: 2020
Description/Comments: Replacement of RO Units 1, 2 & 3 1.0 MGD membrane skids with new 1.3 MGD treatment skids. The project will replace 27 year old treatment skids and provide an additional 900,000 GPD of production capacity. Phase 1 includes engineering design and preliminary construction which includes new pumps, motors, and raw water piping upgrades.

Project #10: Skyco Point Elevated Tank Painting
Cost Estimate: \$150,000
Fiscal Year: 2020
Description/Comments: Engineering Services and exterior painting and maintenance of elevated storage “legged” style tank

Fiscal Year 2020- 2021 Projects

Project #11: Stumpy Point Tank Painting
Cost Estimate: \$110,000
Fiscal Year: 2021
Description/Comments: Engineering services and exterior painting and maintenance of elevated storage tank.

Project #9: NRO Units 1, 2,& 3 Replacement
Fiscal Year: 2021
Description/Comments: Replacement of RO Units 1, 2 & 3 1.0 MGD membrane skids with new 1.3 MGD treatment skids. The project will replace 27 year old treatment skids and provide an additional 900,000 GPD of production capacity. Phase 2 includes purchase and installation of three 1.3 MGD RO Units and associated control system work.

Fiscal Year 2021- 2022 Projects

Project #12: Buxton 400 K Tank Painting
Cost Estimate: \$140,000
Fiscal Year: 2022
Description/Comments: Engineering services and exterior painting and maintenance of elevated water storage “